

IDC6

SOFTWARE

UPDATE

OHW 2025.01



IDC6 OHW 2025.01

Software update

Starting from the **IDC6** version, new terminology is introduced to describe the software versions, divided in two types of updates: **CORE** and **Environment**.



1) The **CORE** update is the evolution of the unified software architecture, shared by all the environments.

This architecture optimises access to the information and improves the efficiency in running the functions, guaranteeing faster response times and significantly reduced loading times.

The **CORE** update follows a progressive numbering that starts from **1** and reflects the developments and improvements made at an application level.

2) The **Environment** update is about the specific software version for each environment.

Its numbering is divided in two parts:

- The first number is the year in which the update is released (for example, **2025.x**);
- The second number is a progressive index that increases with each new update released during the year (for example, **2025.01**).

This new assignment allows clearly distinguishing between the architecture innovations (CORE) and the specific updates for the various environments.

The **IDC6 OFF-HIGHWAY 2025.01** software update is the latest evolution of the famous diagnostic software by **TEXA**.

It is the peak of innovation and integration in the field of automotive diagnostics, as it can interact and continuously adapt to the new features in the industry.

It creates the perfect synergy between **TEXA's** display units and vehicle interfaces, taking repair professionals always to the core of multi-brand and multi-environment diagnostics.

Its advanced architecture and **an ever more intuitive diagnostic interface** provide an incredible diagnostic experience, also thanks to the introduction of **innovative diagnostic functions that exploit the potential of Artificial Intelligence (AI)**, which allow users a quick and precise access to the diagnostic information they need in order to solve any kind of problem in the vehicle.

Furthermore, **IDC6** updates itself constantly.

This allows being always at the forefront of modern vehicle diagnostics.

This allows being always at the forefront of modern vehicle diagnostics.

The system was designed to face the challenges of the future of diagnosis. In fact, with the evolution of the technologies that feature the latest-generation mobility industry, the need for authentication in order to perform protected operations or settings provided for by the manufacturers becomes more and more common.

IDC6 is an intelligent application as it has an evolutionary capability to satisfy user needs over time, by learning from their behaviours and recommending the use of certain functions that are used less.

The work **TEXA's** developers carried out on agricultural vehicles, forklifts, telehandlers, construction vehicles and special vehicles guarantees all mechanics the opportunity to use diagnostic tools that are always updated and state-of-the-art, to operate successfully on the vast majority of the vehicles on the road.

IDC6 OFF-HIGHWAY 2025.01 offers new possible selections for the major manufacturers on the market worldwide, among which:

ACE, AEBI, AGCO SISU POWER Engine, ALLISON, AMMANN, ANTONIO CARRARO, ASTRA, BEML, BOBCAT, BOMAG, CARRARO, CASE CE, CASE CE (LATAM), CASE IH, CASE IH (LATAM), CATERPILLAR, CATERPILLAR Engine, CATERPILLAR FOREST, CLAAS, CLARK, CROWN, CUMMINS Engine, CVS FERRARI, DETROIT DIESEL Engine, DEUTZ - FAHR, DEUTZ Engine, DIECI, DOOSAN, FENDT, FENWICK, FPT Engine, GENIE, GROVE, HÄGGLUNDS, HAMM, HATZ Engine, HAULOTTE, HIAB/MOFFETT, HINO Engine, HITACHI, HORSCH, HSS, HURLIMANN, HYDREMA, HYSTER, HYUNDAI, HYUNDAI CE, ISUZU Engine, JCB, JLG, JOHN DEERE, JOHN DEERE (Brazil), JOHN DEERE CE, JOHN DEERE FOREST, JUNGHEINRICH, KALMAR, KÄSSBOHRER GELÄNDEFahrzeug, KIOTI, KOBELCO, KOHLER POWER SYSTEMS, KOMATSU, KONECRANES, KUBOTA, LAMBORGHINI, LANDINI, LIEBHERR, LINDE, LINDNER, LINK- BELT, LIUGONG, LS MTRON, LS TRACTOR, LUNDBERG, MACLEAN, MAN ENGINES, MANITOU, MANTIS, MASSEY FERGUSON, MASSEY FERGUSON (LATAM), McCLOSKEY, McCORMICK, MECLIFT, MERCEDES-BENZ Engine, MERLO, MITSUBISHI Engine, MONCHIERO, MOW, NEW HOLLAND, NEW HOLLAND (LATAM), NEW HOLLAND CE, NEW HOLLAND CE (LATAM), NOBLELIFT, PERKINS Engine, RENAULT AGRICULTURE, SAME, SANDVIK, SANY, SCANIA Engine, SHUTTLEWAGON, SPIERINGS MOBILE CRANES, STEYR, STILL, TADANO, TAKEUCHI, TERBERG, TEREX, TEREX/DEMAG, TIMBERWOLF, TOYOTA, UNICARRIERS, VALPADANA, VALTRA, VERMEER, VM ENGINE, VOLVO CE, VOLVO FOREST, VOLVO PENTA, WACKER NEUSON, WEICHAH Engine, WIRTGEN, XGMA, YALE, YANMAR, ZF, ZOOMLION.

The **IDC6 OFF-HIGHWAY 2025.01** update also offers new, very useful Wiring Diagrams and DASHBOARDS.

New features included in the IDC6 OHW 2025.01 version

- NEW IDC6 DIAGNOSTIC SOFTWARE
- NEW GUIDED DIAGNOSIS MANAGEMENT
- DIAGNOSIS
- WIRING DIAGRAMS
- DASHBOARD
- TECHNICAL SHEETS

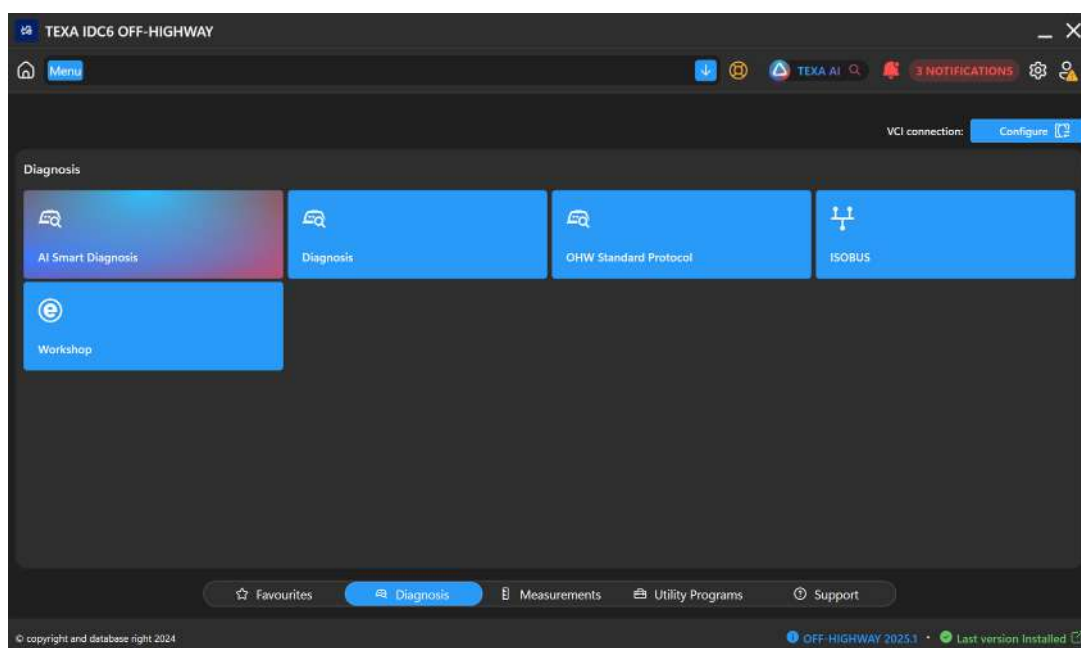
NEW IDC6 DIAGNOSTIC SOFTWARE

Starting from the solid base of **IDC5**, the software has been further improved and adapted to the new needs of repair professionals, using a layout that favours an unprecedented user experience

The menus have been organised intelligently and can adapt to the user's habits, for example by highlighting the most frequently used vehicle selections.

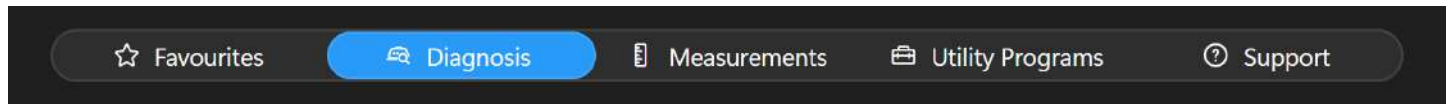
Also, new repair support contents, increasingly accurate, have been included, such as the Dashboards and the images that can be zoomed in and displayed in detail.

Below there is an example image of the new homepage.



The **IDC6** homepage has been redesigned to offer a simple, clear and customisable navigation based on the needs of each user.

IDC6 uses preset **shortcuts** that simplify the navigation experience by quickly bringing the user to the section of interest.



The application of Artificial Intelligence to diagnostics is actualised in never- before-seen functions, such as **AI Global Search** and **AI Smart Diagnosis**.

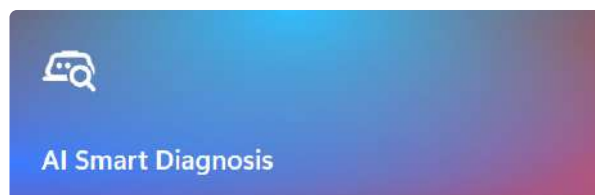
Both make full use of TEXA's diagnostic know-how of over 30 years, which includes an extremely wide database of stored error codes and thousands of repair solutions, defined and archived by the Call Center, to find the solution to a fault within a short time.

The new **AI Global Search** icon allows preemptively querying TEXA's databases to identify any information about a specific problem on a given vehicle, reporting it in a new, much more accessible form.



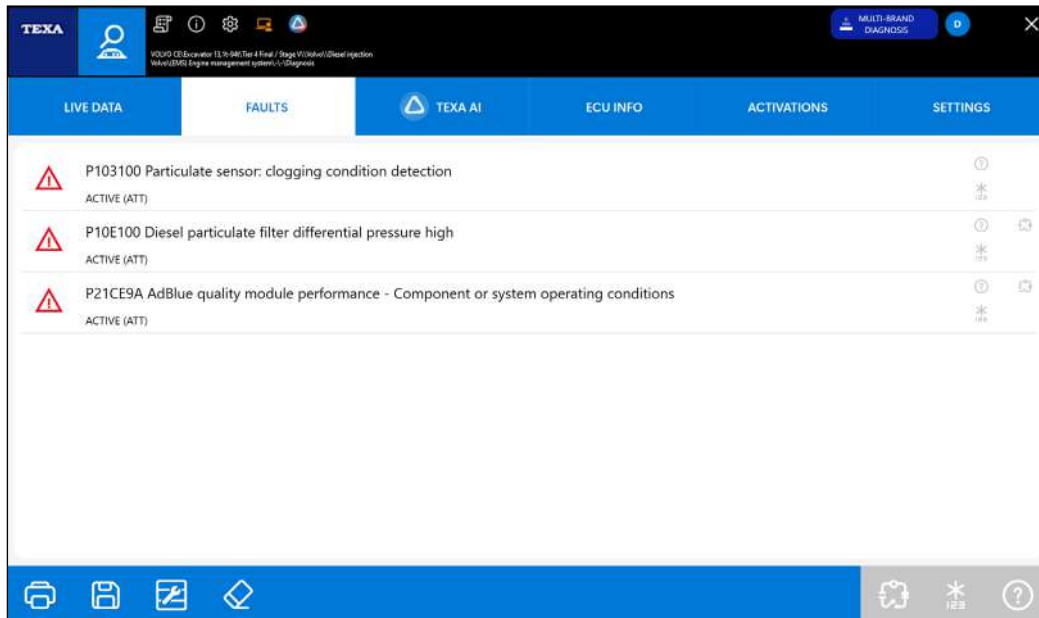
The new **AI Smart Diagnosis** icon, on the other hand, guides technicians during all the diagnostic phases: from the automatic vehicle selection to the malfunction solution, through the TGS3s control unit scan, in next to no time.

In fact, **IDC6** optimises the fault identification and suggests effective troubleshooting solutions for technicians.

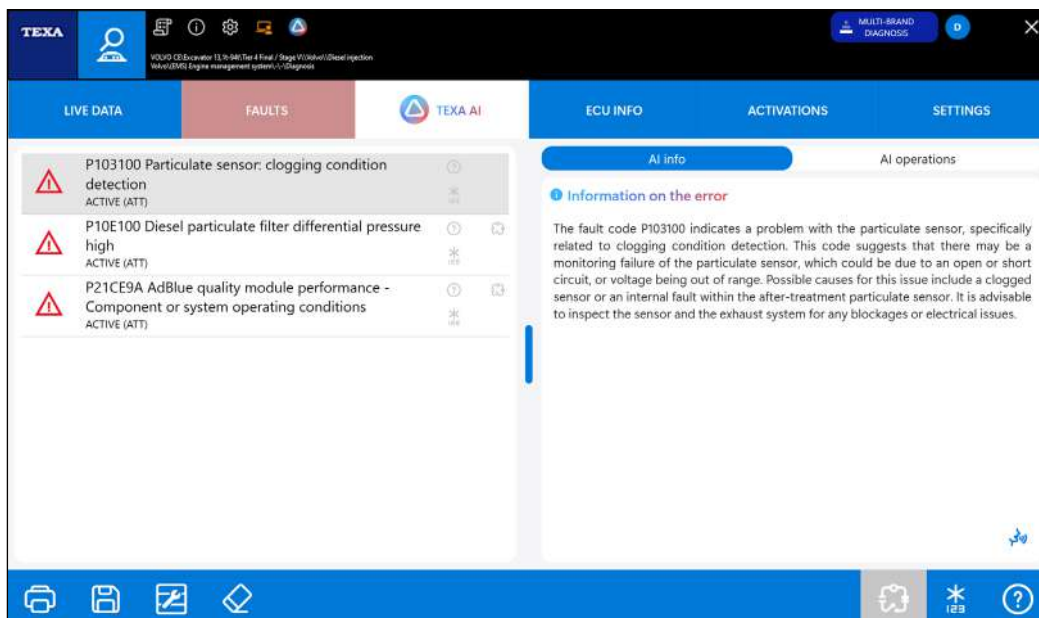


NEW GUIDED DIAGNOSIS MANAGEMENT

Starting from the **IDC6 OFF-HIGHWAY 2025.01** software version, guided troubleshooting operations can be carried out from the **TEXA AI** page in diagnosis.

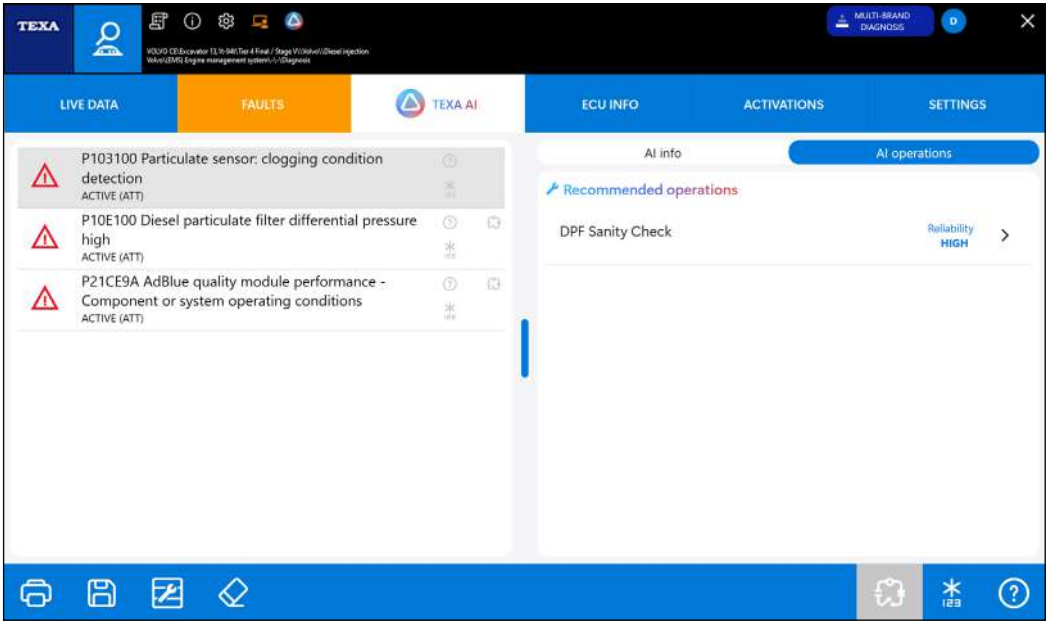


Error page screen.

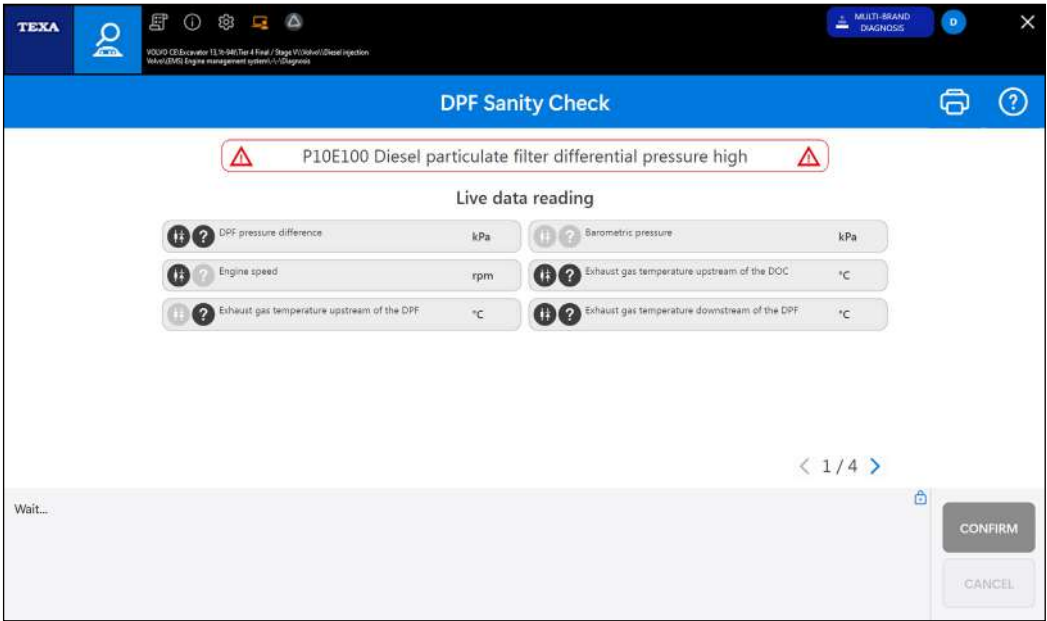


TEXA AI screen.

By selecting **AI Operations** you can find the Guided Diagnosis function associated with the error.



AI Operations screen.



Guided Diagnosis screen.

NEW FEATURES OF THE LATEST VERSION

In the "**Latest version application list**" section, users can find the updates related to the diagnostic coverage available in the **IDC6 OFF-HIGHWAY 2025.01** software.

NOTE:

For further information see our website www.texa.com in the DIAGNOSTIC COVERAGE section.

DIAGNOSIS

AGRICULTURAL VEHICLES

51 makes updated.

AEBI, AGCO SISU POWER Engine, ANTONIO CARRARO, CARRARO, CASE IH, CASE IH (LATAM), CATERPILLAR, CATERPILLAR Engine, CATERPILLAR FOREST, CLAAS, CUMMINS Engine, DEUTZ - FAHR, DEUTZ Engine, FENDT, FPT Engine, HORSCH, HSS, HURLIMANN, JCB, JOHN DEERE, JOHN DEERE (Brazil), JOHN DEERE FOREST, KIOTI, KOHLER POWER SYSTEMS, KUBOTA, LAMBORGHINI, LANDINI, LINDNER, LS MTRON, LS TRACTOR, MAN ENGINES, MANTIS, MASSEY FERGUSON, MASSEY FERGUSON (LATAM), McCORMICK, MERCEDES-BENZ Engine, MERLO, MONCHIERO, NEW HOLLAND, NEW HOLLAND (LATAM), PERKINS Engine, RENAULT AGRICULTURE, SAME, STEYR, VALPADANA, VALTRA, VM ENGINE, VOLVO FOREST, VOLVO PENTA, WEICHAH Engine, YANMAR.

CONSTRUCTION VEHICLES & SPECIAL VEHICLES

63 makes updated.

ACE, AGCO SISU POWER Engine, AMMANN, ASTRA, BEML, BOBCAT, BOMAG, CASE CE, CASE CE (LATAM), CATERPILLAR, CATERPILLAR Engine, CUMMINS Engine, DETROIT DIESEL Engine, DEUTZ Engine, DIECI, DOOSAN, FPT Engine, GROVE, HÄGGLUNDS, HAMM, HINO Engine, HITACHI, HYDREMA, HYUNDAI CE, ISUZU Engine, JCB, JOHN DEERE CE, KALMAR, KÄSSBOHRER GELÄNDEFahrzeug, KOBELCO, KOHLER POWER SYSTEMS, KOMATSU, KUBOTA, LIEBHERR, LINK-BELT, LIUGONG, LUNDBERG, MACLEAN, MAN ENGINES, MERCEDES-BENZ Engine, MERLO, MITSUBISHI Engine, MOW, NEW HOLLAND CE, PERKINS Engine, SANDVIK, SCANIA Engine, SHUTTLEWAGON, SPIERINGS MOBILE CRANES, TADANO, TAKEUCHI, TERBERG, TEREX, TEREX/DEMAG, TIMBERWOLF, VERMEER, VOLVO CE, VOLVO PENTA, WEICHAH Engine, WIRTGEN, XGMA, YANMAR, ZOOMLION.

FORKLIFTS & TELEHANDLERS

51 makes updated.

AGCO SISU POWER Engine, BOBCAT, CASE CE, CATERPILLAR, CATERPILLAR Engine, CLAAS, CLARK, CROWN, CUMMINS Engine, CVS FERRARI, DEUTZ Engine, DIECI, DOOSAN, FENWICK, FPT Engine, GENIE, HATZ Engine, HAULOTTE, HIAB/MOFFETT, HYSTER, HYUNDAI, JCB, JLG, JOHN DEERE CE, JUNGHEINRICH, KALMAR, KOHLER POWER SYSTEMS, KONECRANES, KUBOTA, LANDINI, LIEBHERR, LINDE, LS MTRON, MANITOU, MASSEY FERGUSON, McCORMICK, MECLIFT, MERCEDES- BENZ Engine, MERLO, MITSUBISHI Engine, NEW HOLLAND, NEW HOLLAND CE, NOBLELIFT, PERKINS Engine, STILL, TOYOTA, UNICARRIERS, VOLVO PENTA, WACKER NEUSON, YALE, ZOOMLION.

WIRING DIAGRAMS

604 new wiring diagrams.

DASHBOARD

760 new dashboards (parameters, settings, activations and TGS3).

TECHNICAL SHEETS

618 new technical bulletins.

NOTICE FOR CUSTOMERS WHO OWN A Windows PC

Dear Customers, to make the most of all the functions in the **TEXA IDC6** diagnostic software, you need to update your Personal Computers to the latest version of the operating system **Windows 10** or **Windows 11**.

DIAGNOSTIC LIMITATIONS WARNING

Although TEXA strives to keep its diagnostic tools up to date, it ever more often finds itself having to deal with very complex vehicle electronics that requires tools with advanced technological features.

For this reason, we inform you that as of 1 March 2023, the software linked to the TEXA NAVIGATOR TXT tools with S/Ns that start with "DNTxxxxxxx" can no longer be updated.

For more information, please contact your trusted TEXA dealer.

